

Opening Times 2019 Season

30 March – 3 November

Every day 10am – 5pm

We operate a NO SMOKING & NO DOGS policy

Day Entry

Adult - £6.50 Seniors/Students - £6

Junior (3-17yrs) - £5.50 Under 3 - FREE

Family (2 Adults & 2 Juniors or 1 Adult & 3 Juniors) - £20

Week Days Term Time Only – KIDS GO FREE AFTER THREE

See website and Facebook for special offers

Season Tickets

Adult - £22 Senior/Student - £19

Junior £17 - (3-17 years)

Family (2 Adults & 2 Juniors or 1 Adult & 3 Juniors) - £70

Model Town Events 2019

6 April - 22 April

Easter Egg Hunt Quiz

9, 11, 16, 18 April at 12noon & 2pm

Easter Family Fun Shows with magic & puppets

4 – 6 May

Railway Weekend

25 May – 2 June

Buzzy Bee Quiz

28, 30 May at 12noon & 2pm

Whitsun Family Fun Shows with magic & puppets

29 May at 2.30pm

Get Dorset Buzzing with Dorset Wildlife Trust

8 – 9 June

Wimborne Minster Folk Festival - FREE ADMISSION

20 – 21 June

Arts & Crafts Show - 2 for 1 ADMISSION

25 & 30 July, Tues & Thurs in August at 12noon & 2pm

Summer Family Fun Shows with magic and puppets

31 July and Wednesdays in August at 2.30pm

Afternoon Adventures including theatre, storytelling and crafts

14 September

Plants Sale

21 September

Mini Steam & Vintage Day

26 October – 3 November

Halloween Quiz

29 & 31 October

Spooky Fun & Magic Shows

2 November

Halloween Parade & Activities



For Christmas events and further details please visit:

www.wimborne-modeltown.com



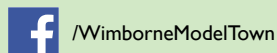
GROUP BOOKINGS: Coach parties and groups welcome with adjacent drop off and local parking. Preferential rates; coffee, lunch and afternoon tea packages available.

ACCESS: We aim to be fully accessible with wide paths, plentiful seating and ramped doorways. Two wheelchairs are available on site.

EDUCATION: 1950s resource supporting Key Stage learning with special school group rates - no charge for teaching or support staff. Pre-visit site audits welcome.

HIRE: Our facilities are available for private use, parties, events, photography and filming throughout the year.

COME AND JOIN US: We are an educational charity run by volunteers and welcome help in the gardens, admissions and retail, stewarding and general maintenance.



16 King Street Wimborne Dorset BH21 1DY

Tel: 01202 881924 info@wimborne-modeltown.com

www.wimborne-modeltown.com



Charity No 298116



WIMBORNE MODEL TOWN & GARDENS



A Vintage Miniature World


Walk around 1950s Wimborne in 1/10th scale

Fun for all ages with delightful gardens, tea room, shop and undercover attractions. CRAZY GOLF - NEW FOR 2019!



GH 18/12/2019 Photography: Marie Stuart

www.wimborne-modeltown.com



The Model Town **opened in 1951**, but lay derelict by the 1980s and was moved, rebuilt and reopened as an educational charity run by volunteers in 1991.

Our attraction is a magnet for visitors of all ages to step back in time and enjoy the **1/10th scale** preserved world of Wimborne town centre in the 1950s.

Log on to our **Wi Fi Audio Guide** to learn more and check out the Model Town history time-line display. The Mini Minster bells ring out just after their full size counterparts. See and listen to the wedding going on inside. You can also find a ringing phone box and a flushing public loo!



Come and enjoy **herbaceous borders**, the **vegetable garden**, rockery, shrubs, trees and miniature river supported by our digital water conservation system.

The Sensory Garden

includes grasses, wind and water features and an easy access seasonally fragrant and colourful border.

There is plentiful seating to enjoy the view. Why not play **CRAZY GOLF** (for a small extra charge) on our new layout?

Our **Tea Room** offers a menu for all ages including breakfast, morning coffee, lunch, afternoon tea, ice cream, cold drinks and snacks.

Bookings taken for **Parties and Group Events**.

Our **Shop** has a great range of souvenirs and gifts.

Have your photo taken in the **Storyteller's Chair**; we've got **Giant Chess** and **picnic facilities** too.



1950s School & Shop Area

Find out what 1950s school lessons were like; how about some 11+ questions? Discover how our grandparents shopped - can you calculate in old money? The facilities are part of our developing school visits programme to be enjoyed by everyone.

The Beryl Dade Dolls' House Collection


Beryl Dade has rescued and restored these lovely 1/12th scale illuminated homes. Catch up with the story each miniature dwelling has to tell with characters, furniture, fixtures and fittings.

Model Railway Layout

Great for kids of all ages and featuring our new UNDERGROUND line, come and drive the trains on our push button nostalgic railway where Thomas runs most days. We have a day / night time diorama built and maintained by our volunteer enthusiasts.



Try a **Free Quiz** to explore the site and discover the detail in hundreds of buildings and over 100 shop fronts.



Wendy Street is our enclosed play area for younger visitors with a colourful marquee entrance, play houses, play train and stage area.